

SCN-I

Integrated Lighting Control Sensor

SCN-I is an adaptive lighting control sensor that enables wireless sensing and control as well as SiteWorx compatibility to third-party luminaires.

The SCN-I makes luminaires from a range of manufacturers — intelligent.

Date: _____

Quantity: _____

Company: _____

Project: _____



Key Features & Benefits

- Designed to integrate directly into third-party luminaires, without external enclosures or connections
- Bring the power of Lightelligence®, including Bluetooth®, to a wide-range of third-party luminaires
- Continuous dimming (on supported drivers) and utility-grade switched-line power metering (up to the rated amperage)
- Simple, enhanced DALI or 0-10V wiring that doesn't require a separate power supply (on supported drivers)
- With an IP65 rating, wide temperature range, and mounting height options up to 9.7 m (32 ft), the SCN-I can meet the demands in most commercial and industrial environments
- Incorporates Lightelligence, the Digital Lumens core technology that ensures openness, connectivity, scalability, and security

Digital Lumens' suite of SiteWorx® applications and an array of smart devices can meter your utilities, monitor your entire facility, and observe critical areas. SiteWorx starts delivering meaningful data and actionable insights right out of the box. Now you can make data-informed decisions, spot hidden problems, and take immediate action. All while keeping your people safe and productive and your operation efficient and sustainable.

SiteWorx Tune is an intelligent lighting control application that uses smart sensors and advanced cloud-based software to maximize energy savings, improve productivity, and maintain safe, comfortable light levels. It brings new control and savings to your lighting infrastructure. With SiteWorx Tune, you can stay informed via the Savings dashboard, which displays real-time energy usage and savings data.

Digital Lumens products are designed and manufactured to satisfy the highest quality standards of customers worldwide. Our products deliver performance, reliability, and long life and are supported by a global network of partners and product specialists.

Specifications

SENSING AND CONTROL

Wireless Networking

- IEEE 802.15.4
- 2.4 GHz Band
- Integrated Bluetooth Low-Energy (BLE)

Connected IoT Platform

- SiteWorx Facility Insights Application Suite

Onboard Intelligence

- Distributed sensing and control
- Facility usage and data-logging

Sensor Capabilities

- Integrated PIR occupancy sensor
- Integrated daylight sensor
- SR/DEXAL driver-ready

Dimming Interface

- Dim range based on driver
- 0-10V dimming and switching when used with DLA-FA or DLA-CA adapters
- 0-10V with auxillary power when used with appropriate drivers
- DALI-compatible

Device Limit

- DALI
 - Up to (4x) DLA-FA or DLA-CA adapters, or (16x) DALI¹, SR², or DEXAL² drivers
- 0-10V with auxillary
 - Up to (4x) 0-10V with auxillary enabled drivers

ELECTRICAL

Input Voltage

- DALI
 - 12 to 22.5 VDC, 16 VDC Typical, DALI bus powered
- 0-10V with auxillary
 - 12 to 24 VDC auxillary powered with appropriate driver

Power Consumption

- 0.5 W maximum — DALI and 0-10V with auxillary

Power and Control Wires

- DALI
 - Yellow/White: DALI+
 - Yellow: DALI-
- 0-10V with auxillary
 - Purple: 0-10 VDC+ Dimming
 - Pink: 0-10 VDC- Dimming
 - Black: Auxillary power

ENVIRONMENTAL

Operating Temperature

- -30° to 50°C (-22° to 122°F)

Operating Humidity

- 0% to 95% non-condensing

PHYSICAL

Enclosure

- PC/ABS Polymer

Dimensions (H x W x D)

- 47 x 83 x 76 mm (1.9 x 3.3 x 3 inches)

Weight

- 140 g (5 oz)

Mounting Method

- Housing mounted within luminaire enclosure; sensor lens assembly is external

Mounting Hole Diameter

- PG-7 (0.5 inch) trade-size knockout

Mounting Height

- Standard Optic: 2.4 to 6.1 m (8 to 20 ft)
- High-Bay Optic: 3.7 to 9.8 m (12 to 32 ft)

WARRANTY

- 5-Year Limited

CERTIFICATIONS & SAFETY

Approbations

- UL/cUL, CE, FCC Part 15 Class B, SR Certified

Environmental Suitability

- IP65 (when installed within appropriate third-party luminaire housing)



lightelligence
enabled

Footnotes:

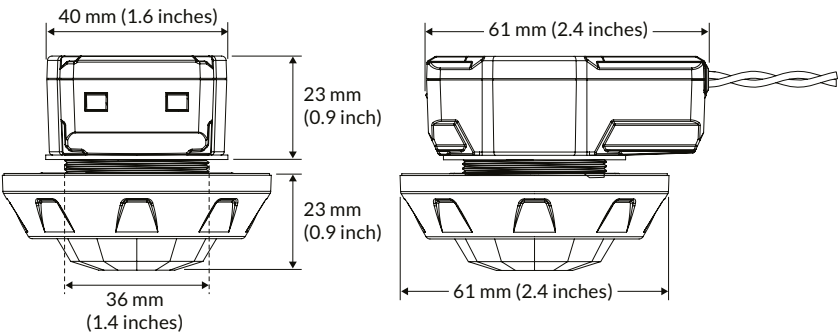
¹ DALI drivers require a separate DALI power supply in order to power the SCN.

² With SR and DEXAL drivers, to prevent damaging the SCN, ensure that no more than (1x) driver has the power bus enabled.

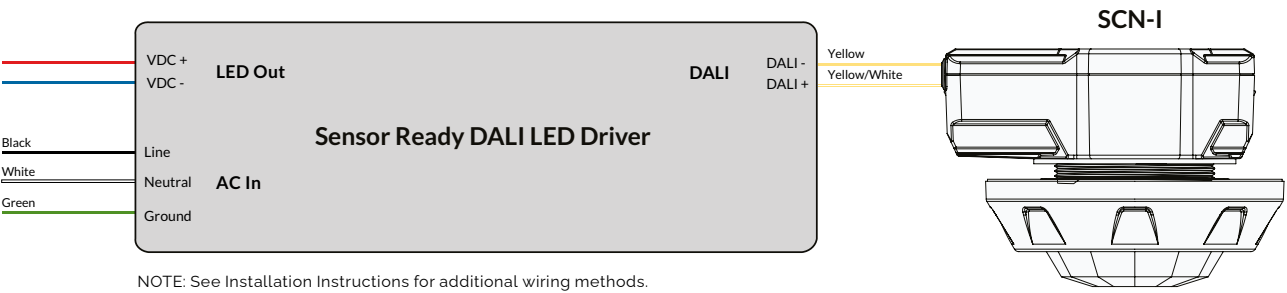
Ordering Information

Part Number	Description
SCN-I-00-D	SiteWorx Core Node, Integral, 0-10V, High Density Lens
SCN-I-01-D	SiteWorx Core Node, Integral, DALI, High Density Lens

Dimensions

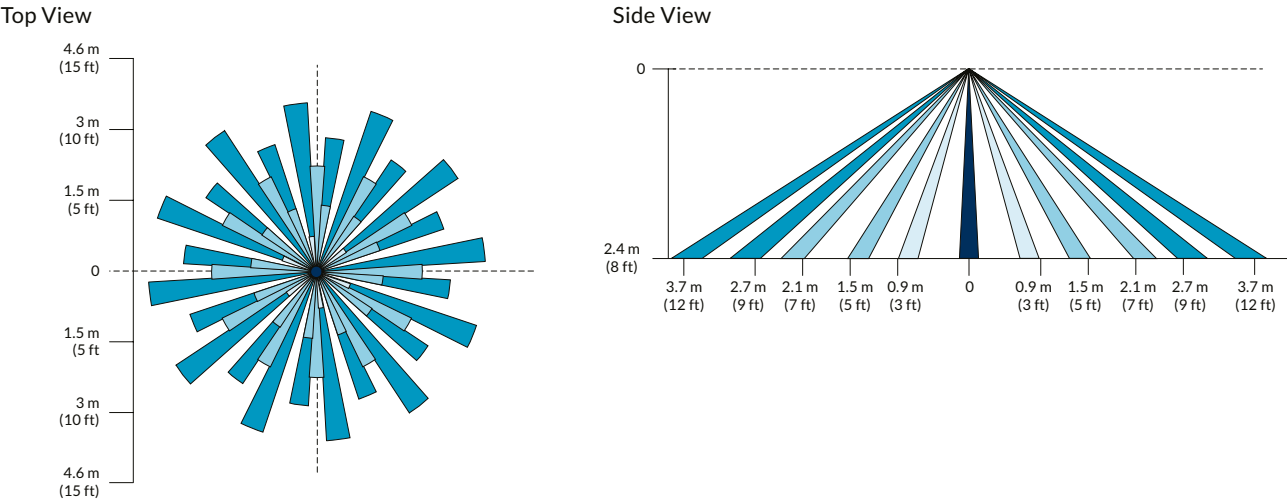


Wiring Diagram



Sensor Coverage

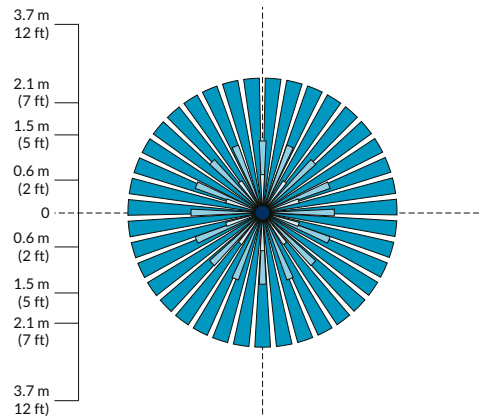
Standard Optic



Sensor Coverage (cont.)

High-Bay Optic

Top View



Side View

