

LLX Family

Intelligent Linear Luminaires

Date: _____

Quantity: _____

Company: _____

Project: _____

The LLX luminaire family from Digital Lumens offers unparalleled performance and reliability across a broad range of industrial and commercial applications. Featuring a value-optimized chassis design, LLX intelligent LED luminaires are an energy efficient, cost-effective alternative to uncontrolled LED and fluorescent luminaires.



Key Features & Benefits

- Shallow design
- Surface or suspension mountable
- Available in 4 and 8 ft (1.2 and 2.4 m) variants
- Continuous raceway and row-mounting capability
- Flexible control options

Maximize Energy Savings

With SiteWorx Tune, customize and apply industry-leading lighting control strategies — including daylight harvesting and off-hour setback — to achieve up to 90% energy savings. Accessible via web and mobile applications, intuitive software provides easy management of lighting system settings and comprehensive reporting tools to maximize energy savings, safety, and visual comfort.

Instrument for the IIoT

With Digital Lumens intelligent LED luminaires and Digital Light Agent (DLA) lighting controls, your facility is immediately instrumented with SiteWorx, an easily expandable Industrial IoT solution that enables rapid deployment of additional sensor-based applications that extend beyond lighting to deliver even greater operational insight and create new value streams.

Quality and Reliability

Digital Lumens products are designed and manufactured to satisfy the highest standards of customers worldwide and deliver performance, reliability, and long life.

As an OSRAM business, Digital Lumens solutions are supported by a global network of partners and product specialists.

Our Brand

 DIGITAL LUMENS

OSRAM

Specifications

SENSING AND CONTROL

Wireless Networking

- IEEE 802.15.4 Wireless Mesh

Onboard Intelligence

- Energy and fault monitoring
- Protective temperature monitoring and control

Control Capabilities

- On-demand adjustments via mobile and web applications
- kWh and occupancy logging

Dimming

- 0% – 100%, continuous

PERFORMANCE

Power Factor

- 0.9 minimum

Surge Protection

- Per IEC 61547
- 1 kV line-line / 2 kV line-earth

Wiring

- Direct wiring with 0.5 inch (13 mm) trade-size knockout

ENVIRONMENTAL

Location Rating

- UL Damp Rated

Operating Temperature

- -14° – 104°F (-10° – 40°C)

Maximum Storage Temperature

- 104°F (40°C)

Operating Humidity

- 0% – 95% non-condensing

PHYSICAL

Mounting Options

- Surface or suspension mounted

Luminaire Frame & Power Enclosure

- White, polyester powder painted housing

Optic Material

- Square polycarbonate lens

Optic Options

- Diffuse

WARRANTY

- 5-Year Limited Warranty

CERTIFICATIONS

- UL/cUL, Design Lights Consortium (DLC) Premium



LLX-D1

Specifications

PERFORMANCE

Length

- 4 ft (1.2 m)

Color Temperature¹

- 5,000 K
- 4,000 K

Lumen Output (nominal)

- 7,809 lm

Power Consumption

- 59 W

Efficacy²

- 133 lm/W

CRI

- 80 minimum, 82 typical

Input Ratings

- 100 – 277 VAC, 50/60 Hz

PHYSICAL

Dimensions (H x W x D)

- 2.78 x 48 x 2.875 inch (71 x 1,219 x 73 mm)

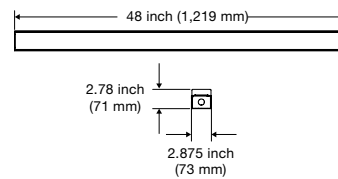
Weight

- 6.6 lbs (3 kg)

LUMEN MAINTENANCE & DRIVER LIFETIME^{3,4}

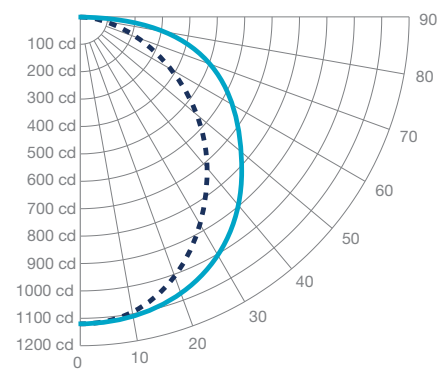
	25°C	40°C
L^{90}	— 66,000	— 54,000
L_{80}	— 139,000	— 114,000
L_{70}	— 223,000	— 182,000

Dimensions



Polar Candela Distribution

Diffuse



LLX-F1

Specifications

PERFORMANCE

Length

- 8 ft (2.4 m)

Color Temperature¹

- 5,000 K
- 4,000 K

Lumen Output (nominal)

- 7,809 lm

Power Consumption

- 59 W

Efficacy²

- 133 lm/W

CRI

- 80 minimum, 82 typical

Input Ratings

- 100 – 277 VAC, 50/60 Hz

PHYSICAL

Dimensions (H x W x D)

- 2.78 x 96 x 2.875 inch (71 x 2,438 x 73 mm)

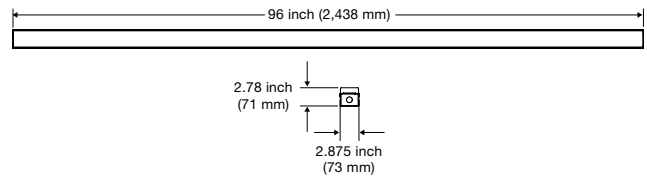
Weight

- 13.2 lbs (6 kg)

LUMEN MAINTENANCE & DRIVER LIFETIME^{3,4}

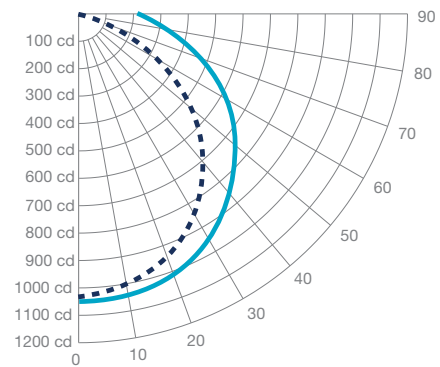
	25°C	40°C
L_{90}	— 71,000	— 71,000
L_{80}	— 149,000	— 149,000
L_{70}	— 238,000	— 238,000

Dimensions



Polar Candela Distribution

Diffuse



LLX-H1

Specifications

PERFORMANCE

Length

- 8 ft (2.4 m)

Color Temperature¹

- 5,000 K
- 4,000 K

Lumen Output (nominal)

- 12,269 lm

Power Consumption

- 89 W

Efficacy²

- 138 lm/W

CRI

- 80 minimum, 82 typical

Input Ratings

- 100 – 277 VAC, 50/60 Hz

PHYSICAL

Dimensions (H x W x D)

- 2.78 x 96 x 2.875 inch (71 x 2,438 x 73 mm)

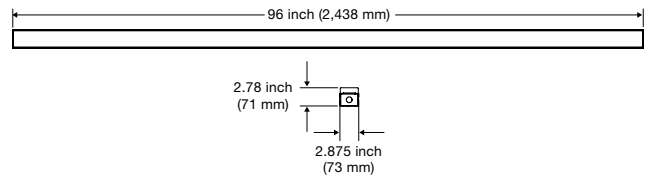
Weight

- 13.2 lbs (6 kg)

LUMEN MAINTENANCE & DRIVER LIFETIME^{3,4}

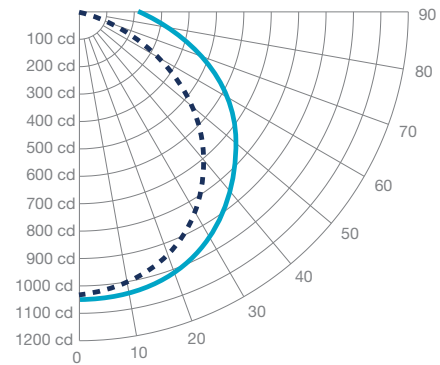
	25°C	40°C
L_{90}	— 71,000	— 71,000
L_{80}	— 149,000	— 149,000
L_{70}	— 238,000	— 238,000

Dimensions



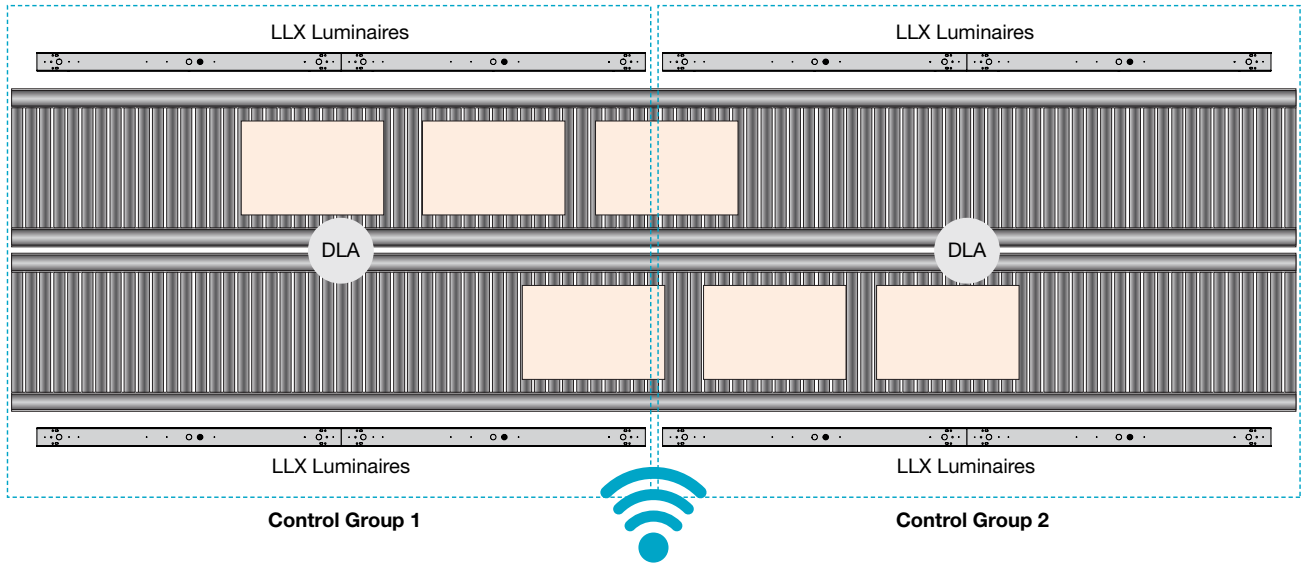
Polar Candela Distribution

Diffuse



Luminaire/Control Schematic

Luminaires can be installed and wired end-to-end in a multi-luminaire run, or as standalone units. Each LLX luminaire has wireless control built in and can be coordinated to a standalone DLA. Each DLA can control a single or a group of LLX luminaires providing flexible control options through cooperative control via the SiteWorx® Tune Application



Ordering Information

The table below provides guidelines for encoding item numbers when ordering TLX luminaires. Select a luminaire type (lumen output), voltage, optic, and CRI/CCT, and then use the hyphenated character codes to build a part number.

Luminaire	Type	Voltage	Optic	CRI/CCT
LLX	-D1	-ST Standard Voltage 100 – 277 VAC	-D (Diffuse)	-840 80 CRI/82 TYP 4,000 K
	-F1			-850 80 CRI/82 TYP 5,000 K
	-H1			

Footnotes:

- ¹ Nominal CCT, as defined by ANSI C78.377-2008.
- ² Efficacy is based on 5000 K nominal.
- ³ LEDs are driven below current rated limit to enhance efficiency and increase lifetime of the LEDs. Drivers are tested at ambient (25°C), 100% continuous duty. Driver design target is always minimum > 50,000 hours at 25°C.
- ⁴ LM-79, LM-80 tests and reports are performed in accordance to IESNA standards, per TM-21. Lumen maintenance calculated in hours (L70 via TM-21) based on continuous operation.

Digital Lumens

374 Congress Street
Suite 600
Boston, MA 02210 USA
Phone +1 617 723 1200
www.digitallumens.com

